


The Ultimate Guide to Making Paracord Crafts: Bracelets, Belts, Lanyards, and More!

Welcome to the ultimate guide for beginners on how to make paracord crafts! Paracord, also known as parachute cord, is a versatile nylon rope that is popular among outdoor enthusiasts and DIY enthusiasts alike. Not only is paracord durable and strong, but it also comes in a variety of vibrant colors, making it an excellent material for creating stylish and functional accessories.

In this comprehensive article, we will provide you with step-by-step instructions and expert tips on how to make paracord bracelets, belts, lanyards, and more. Whether you are a beginner or have some experience working with paracord, this guide will help you create stunning paracord crafts that you can wear or use in your everyday life.

Why Make Paracord Crafts?

Before we dive into the different types of paracord crafts, let's take a moment to understand why making paracord crafts is so popular. Paracord is not just a regular rope; it has a unique inner core made up of multiple strands, which can be individually used for various purposes. These inner strands can be removed and used as fishing lines, sewing threads, or even as emergency suture material.



Paracord Is Not That Hard: Make Paracord With Guides For Beginners, Bracelets, Belts, Lanyards, And More by Gary Chambers(Kindle Edition)

★★★★★ 5 out of 5

Language : English

File size : 948 KB

Text-to-Speech : Enabled

Screen Reader : Supported

Enhanced typesetting : Enabled
Print length : 40 pages
Lending : Enabled



Furthermore, paracord is resistant to mildew, rot, and UV rays, making it a reliable material for outdoor use. Its strength-to-weight ratio is impressive - a single Paracord Type III can hold up to 550 pounds! Aside from its durability and practicality, paracord crafts are trendy, fashionable, and can be customized to match your personal style.

Paracord Bracelets

Paracord bracelets are one of the most popular paracord crafts due to their simplicity and versatility. They are not only attractive to wear but can also come in handy in survival situations. You can easily unravel the bracelet and use the inner strands for various purposes.

To make a basic paracord bracelet, you will need about 10 feet of paracord and a buckle. There are various types of knots you can use, such as the Cobra Knot, King Cobra Knot, and Fishtail Knot. Each knot creates a unique pattern, allowing you to experiment with different designs.

If you want to take your paracord bracelet to the next level, you can incorporate beads, charms, or even a whistle buckle. These additions not only enhance the aesthetic appeal of the bracelet but also provide additional functionalities.

Paracord Belts

If you're looking for a more substantial paracord craft project, consider making a paracord belt. Paracord belts are not only fashionable but can also be used in emergency situations, such as creating a makeshift harness or securing equipment. They are particularly popular among hikers, campers, and survivalists.

To make a paracord belt, you will need a significant amount of paracord, depending on your waist size and the desired length of the belt. You will also need a belt buckle or a D-ring to fasten the belt. There are various techniques you can use, such as the Solomon Bar or the Dragon's Tongue knot. These knots create a visually appealing pattern on the belt.

One advantage of making a paracord belt is that it allows you to carry a substantial amount of paracord with you at all times. In emergency situations, this extra cordage can prove invaluable.

Paracord Lanyards

If you're tired of losing your keys or constantly searching for your ID card, a paracord lanyard might be the solution. A paracord lanyard is not only a practical accessory but also adds a touch of style to your everyday carry items.

Making a paracord lanyard is relatively easy, and you only need a short length of paracord, a keyring, and a split ring. There are various techniques you can use, such as the Snake Knot, Diamond Knot, and Box Knot. These knots create a sturdy and attractive lanyard that can hold multiple items securely.

Additionally, you can customize your paracord lanyard by incorporating beads, carabiners, or even a whistle. These additions can make the lanyard more functional and visually appealing.

Paracord Accessories

Aside from bracelets, belts, and lanyards, paracord can be used to create a wide range of functional and stylish accessories. From dog collars and leashes to camera straps and rifle slings, the possibilities are only limited by your imagination.

When making paracord accessories, it's essential to consider the specific requirements and features of each item. For instance, a dog collar should be adjustable and comfortable for your furry friend, while a camera strap should be durable and provide adequate support for your camera.

By using different techniques and knots, you can create unique and personalized paracord accessories that reflect your style and interests.

Paracord crafts are not only fun and creative but also practical and versatile. Whether you're a beginner or have some experience working with paracord, there are endless possibilities for creating stunning and functional accessories.

In this guide, we explored the basics of making paracord bracelets, belts, lanyards, and other accessories. We covered different knotting techniques and provided step-by-step instructions to help you get started on your paracord crafting journey.

So grab your paracord and start exploring the world of paracord crafts today! With a little practice and creativity, you'll be making beautiful and useful creations in no time.

Paracord Is Not That Hard: Make Paracord With Guides For Beginners, Bracelets, Belts, Lanyards, And More by Gary Chambers(Kindle Edition)



★★★★★ 5 out of 5

Language : English
File size : 948 KB
Text-to-Speech : Enabled
Screen Reader : Supported
Enhanced typesetting : Enabled
Print length : 40 pages
Lending : Enabled



Paracords are lightweight nylon ropes initially used to suspend lines during WWII. The smooth texture of the rope is ideal for multiple uses due to its lightweight and elastic nature. It is strong, versatile, inexpensive, lightweight, and easy to carry and it is like a piece of jewelry to put on. It can be made into bracelets, belts, lanyards, sandals, and others. Also, it functions as a survival tool for whatever purpose you need a rope. It is good, right?

Do you want to make it for your own? You don't know how to do it? This book will help you.

In this book, you will discover 4 major paracord cords that you can master and be able to carry out incredible paracord projects. They include:

The Constrictor Knot

The Double Fisherman's Bend

The Zeppelin Bend

The Kamikaze Knot

All you need to become a pro in making awesome paracord projects, is this book coupled with your patience, determination, and hard work. What's more, below are some paracord projects contained in this book that you can follow and be able to make great paracord works. They include:

Paracord survival bracelet

How to make a paracord belt

Paracord lanyard


How to make a paracord bracelet with a buckle

How to make a giant monkey fist

How to make paracord footwear

And lots more!!!

GET YOUR COPY NOW!!! By simply clicking the buy now button and becoming a master in making paracord projects without the stress




The Most Insightful and Liberating Experiences Found in Very Short Introductions

When it comes to expanding our knowledge and exploring new concepts, Very Short s (VSIs) have proven to be an invaluable resource. These compact books are packed with...



Dax To The Max Imagination: Unlock the Power of Creativity!

Welcome to the world of Dax To The Max Imagination, where creativity knows no bounds! If you're looking to unlock your creative potential, dive into a realm...



The Hidden Case of Ewan Forbes: Uncovering the Mystery Behind an Enigmatic Figure

Ewan Forbes: a name that sends shivers down the spine of those who have heard of him. Yet, despite the intrigue and the countless rumors...



When Newport Beat New Zealand: A Historic Rugby Upset

The rivalry between Newport and New Zealand in the world of rugby is well known and deeply rooted in history. The All Blacks have long been considered one of the most...



The Soul of an Astronomer: Women of Spirit

Astronomy, the study of celestial objects and phenomena, has fascinated human beings for centuries. It has allowed us to explore the vastness of the universe and...



The Military Origins Of The Republic 1763-1789

When we think about the birth of the United States, it is often images of the Founding Fathers, the Declaration of Independence, and the Revolutionary War that come to...



RPO System for 10 and 11 Personnel: Durell Fain

When it comes to offensive strategies in football, one name that stands out is Durell Fain. Fain is renowned for his innovative and successful RPO...



Madness: The Ten Most Memorable NCAA Basketball Finals

College basketball fans eagerly await the annual NCAA Basketball Tournament, lovingly referred to as "March Madness," where the best teams compete for dominance on the court...