

The Ultimate Billiard Tips for Mastering Cue Ball Control




Mastering cue ball control is undoubtedly one of the most essential skills any billiard player should strive to achieve. It allows you to manipulate the cue ball's position with precision, opening up a world of strategic possibilities on the table. In this article, we will unveil valuable tips and techniques to enhance your cue ball control mastery that will elevate your billiard game to new heights.

Understanding Cue Ball Control

Before diving into the tips, let's first grasp the concept of cue ball control. The cue ball, as the name implies, is the ball that you strike with the cue stick. Controlling

its movements allows you to dictate the position and path of the other balls on the table, giving you a significant advantage over your opponent.



Billiard Tips: Cue Ball Control

by Aidan Chambers(Kindle Edition)

★★★★☆ 4.1 out of 5

Language : English
File size : 1452 KB
Text-to-Speech : Enabled
Screen Reader : Supported
Enhanced typesetting : Enabled
Word Wise : Enabled
Print length : 9 pages



Proper cue ball control involves mastering the art of applying force, spin, and sometimes a combination of both. It allows you to precisely position the cue ball after a shot, setting up your next move or strategically disrupting your opponent's options.

Tips for Improved Cue Ball Control

- 1. Master Ball Speed:** Adjusting the speed at which you strike the cue ball can significantly impact its control. Experiment with different speeds during practice sessions to understand how it affects the ball's movement and position.
- 2. Implement Spin Techniques:** Utilizing spin or English on the cue ball can enhance its control. By hitting off-center, you can make the cue ball spin, influencing its trajectory and the spin it imparts on objects it collides with.

3. **Practice Strategic Cue Ball Positioning:** One of the key components of cue ball control is being able to position the cue ball strategically for your next shot. Pay attention to angles, rebounds, and deflections to place the cue ball in favorable positions.

4. **Study the Table:** Carefully analyzing the table layout can help you plan your shots and anticipate the cue ball's path. Take note of obstacles, pockets, and potential ball patterns to maximize your control and scoring opportunities.

5. **Develop Precision with Practice:** Consistent practice is crucial for improving cue ball control. Engage in drills and exercises that focus on specific aspects, such as precision aiming and controlled power, to refine your skills.

6. **Learn from Seasoned Players:** Observe and learn from experienced billiard players who possess excellent cue ball control. Study their techniques, stance, and shot selection to gain insights into improving your own control mastery.

Advanced Techniques and Strategies

To take your cue ball control to the next level, consider incorporating some advanced techniques and strategies:

1. Draw Shot: By striking the cue ball below its center, you can create a backspin called a draw. This technique allows you to pull the cue ball back after hitting the intended target, giving you better control over position and potential for further shots.


2. Follow Shot: The opposite of a draw shot, a follow shot involves striking the cue ball above its center, creating a topspin effect. This technique can be useful for moving the cue ball forward after contact, enabling precise positioning for successive shots.

3. Carom and Rail Shots: Incorporating carom and rail shots into your game can provide unique opportunities for cue ball control. Utilize the rails and other balls on the table to redirect the cue ball and achieve complex shots.

4. Two-Way Shots: These shots involve positioning the cue ball in a way that not only achieves your intended shot but also leaves the cue ball in a favorable defensive position if you miss. This strategy requires careful planning and execution.

Cue ball control is a fundamental skill that differentiates average billiard players from true masters of the game. By implementing the tips and techniques outlined in this article while practicing consistently, you can significantly improve your mastery over cue ball control.

Remember, achieving cue ball control mastery takes time and dedication. So, grab your cue stick, head to the table, and start honing your skills. With determination and practice, you'll soon become an unstoppable force on the billiard table!



Billiard Tips: Cue Ball Control

by Aidan Chambers(Kindle Edition)

★★★★☆ 4.1 out of 5

Language : English

File size : 1452 KB

Text-to-Speech : Enabled

Screen Reader : Supported

Enhanced typesetting: Enabled

Word Wise : Enabled


Print length : 9 pages

FREE

DOWNLOAD E-BOOK




A guide to understanding cue ball control and English in the game of billiards. This is designed for beginner to intermediate players who have the "do it myself" attitude. I chose to make this the first edition because beyond a stance, stroke, and aiming method, the way to get better and run a rack is with the ability to control the cue ball. Not only is it crucial in offensive play, it is crucial in defense as well. Do you wanna hide the cue ball from your opponent every time you try? Practice cue ball control. You can start here.




The Most Insightful and Liberating Experiences Found in Very Short Introductions

When it comes to expanding our knowledge and exploring new concepts, Very Short s (VSIs) have proven to be an invaluable resource. These compact books are packed with...



Dax To The Max Imagination: Unlock the Power of Creativity!

Welcome to the world of Dax To The Max Imagination, where creativity knows no bounds! If you're looking to unlock your creative potential, dive into a realm...



The Hidden Case of Ewan Forbes: Uncovering the Mystery Behind an Enigmatic Figure

Ewan Forbes: a name that sends shivers down the spine of those who have heard of him. Yet, despite the intrigue and the countless rumors...



When Newport Beat New Zealand: A Historic Rugby Upset

The rivalry between Newport and New Zealand in the world of rugby is well known and deeply rooted in history. The All Blacks have long been considered one of the most...



The Soul of an Astronomer: Women of Spirit

Astronomy, the study of celestial objects and phenomena, has fascinated human beings for centuries. It has allowed us to explore the vastness of the universe and...



The Military Origins Of The Republic 1763-1789

When we think about the birth of the United States, it is often images of the Founding Fathers, the Declaration of Independence, and the Revolutionary War that come to...



RPO System for 10 and 11 Personnel: Durell Fain

When it comes to offensive strategies in football, one name that stands out is Durell Fain. Fain is renowned for his innovative and successful RPO...



Madness: The Ten Most Memorable NCAA Basketball Finals

College basketball fans eagerly await the annual NCAA Basketball Tournament, lovingly referred to as "March Madness," where the best teams compete for dominance on the court...