


Master The Art Of Using The New 2021 Cricut Maker Design Space For Unique

The Cricut Maker has long been hailed as a revolutionary tool for crafters and creatives. With its precise cutting capabilities and versatile design software, it has become a staple in many DIY enthusiasts' toolkit. Now, with the release of the new 2021 Cricut Maker Design Space, users can take their crafting game to a whole new level.

But what exactly is the Cricut Maker Design Space? How does it differ from the previous versions? And most importantly, how can you master the art of using it to create unique and stunning designs? Read on to find out.

What is the Cricut Maker Design Space?

The Cricut Maker Design Space is the software platform that allows users to design and create various projects using their Cricut Maker machine. It is a cloud-based application that can be accessed from any device with an internet connection, making it highly convenient for users.



Cricut Maker 3 User Guide: Master the Art of Using the New 2021 Cricut Maker Design Space for Unique Crafts, Plus Tips on Making Money with

Cricut by Kay Dennis(Kindle Edition)

★★★★☆ 4 out of 5

Language	: English
File size	: 10278 KB
Text-to-Speech	: Enabled
Screen Reader	: Supported
Enhanced typesetting	: Enabled
Print length	: 112 pages
Lending	: Enabled



With the new 2021 version, the design space has undergone significant improvements and added features. The interface is now more intuitive and user-friendly, with easy-to-navigate menus and tools. This update brings a whole new level of creativity and functionality to your Cricut Maker experience.

What's New in the 2021 Cricut Maker Design Space?

The new 2021 Cricut Maker Design Space introduces several exciting features and enhancements:

- **Canvas Grid:** The design space now includes a grid system that helps users align their design elements precisely. This is particularly useful for projects that require precise placement of cutouts or designs.
- **Advanced Design Tools:** The updated design space offers a range of advanced design tools to elevate your creations. From image Trace and Warp effects to Curve and Offset options, the possibilities are endless.
- **Print then Cut Optimization:** This new feature is a game-changer for those wanting to print and then cut their designs. The design space now optimizes the placement of your designs on the printable material, resulting in more efficient usage and reduced waste.
- **Enhanced Compatibility:** The 2021 Cricut Maker Design Space ensures seamless compatibility with various file formats and platforms, including SVG, DXF, PNG, and more. This makes it easier than ever to import and use your own designs.

Mastering the Art of Using the New 2021 Cricut Maker Design Space

1. Familiarize Yourself with the Interface

The key to mastering any software is understanding its interface and features. Take some time to explore the new design space and get acquainted with the menus, tools, and functions it offers. There are numerous video tutorials available online that can help you navigate and learn the basics.

2. Experiment with the Advanced Design Tools

The advanced design tools in the updated design space can take your creations to the next level. Experiment with different effects, curves, and offsets to create unique designs that truly stand out. Don't be afraid to push the boundaries of your creativity.

3. Utilize the Canvas Grid System

The canvas grid system is a valuable tool for precision placement. Use it to align your design elements and ensure that everything is perfectly positioned. This feature is particularly handy for projects like scrapbooking, vinyl decals, and fabric art.

4. Try the Print then Cut Optimization


If you often work with printable material, the print then cut optimization feature will be a game-changer for you. It automatically optimizes your designs for efficient usage of the printable material, reducing waste and maximizing the space available.

5. Import and Use Your Own Designs

The enhanced compatibility of the 2021 Cricut Maker Design Space allows you to import and use your own designs seamlessly. Don't limit yourself to pre-made templates; let your imagination run wild and bring your own creations to life.

The new 2021 Cricut Maker Design Space is a powerful tool that offers endless possibilities for crafters and creatives. By mastering its features and utilizing its advanced design tools, you can create unique and stunning designs that showcase your creativity and passion.

So, dive into the new design space, experiment with its features, and let your imagination run wild. The Cricut Maker is your gateway to crafting greatness, and the 2021 Design Space is your key to unlocking its full potential.



Cricut Maker 3 User Guide: Master the Art of Using the New 2021 Cricut Maker Design Space for Unique Crafts, Plus Tips on Making Money with

Cricut by Kay Dennis(Kindle Edition)

★★★★☆ 4 out of 5

Language : English
File size : 10278 KB
Text-to-Speech : Enabled
Screen Reader : Supported
Enhanced typesetting : Enabled
Print length : 112 pages
Lending : Enabled



Cricut Maker 3 is one of the best-selling pieces of machinery today. Word on the streets is that very many people are buying it for Christmas but have very little knowledge of how to use them. Do you happen to be among this group? Well, not to worry. In this book, I've shared my expertise on how to use Cricut Maker 3 and how you can profit from your crafts.

The Cricut maker is the newest chip on the block – the most recent member of the Cricut family. It is a smart cutting machine.

When I got mine, I was so excited after learning that it now cuts more materials, incorporates plenty of tools, and offers a wider range of possibilities.


If you are a DIY-er or a crafter, and are not familiar with a Cricut, you'll soon get to know why a Cricut maker will breeze your creative cutting session, and why you should have it for your craft projects.

Flip through the pages of this guide to learn more about:

- Profitable Cricut Maker 3 projects
- The Cricut Maker Software
- Must-have Cricut Maker accessories
- How to navigate the new Cricut design space
- How to make SVG files for Cricut

Among other very interesting and helpful tips.

Cheers to you as you explore the full potentials of your new Cricut Maker 3.



The Most Insightful and Liberating Experiences Found in Very Short Introductions

When it comes to expanding our knowledge and exploring new concepts, Very Short s (VSIs) have proven to be an invaluable resource. These compact books are packed with...



Dax To The Max Imagination: Unlock the Power of Creativity!

Welcome to the world of Dax To The Max Imagination, where creativity knows no bounds! If you're looking to unlock your creative potential, dive into a realm...



The Hidden Case of Ewan Forbes: Uncovering the Mystery Behind an Enigmatic Figure

Ewan Forbes: a name that sends shivers down the spine of those who have heard of him. Yet, despite the intrigue and the countless rumors...



When Newport Beat New Zealand: A Historic Rugby Upset

The rivalry between Newport and New Zealand in the world of rugby is well known and deeply rooted in history. The All Blacks have long been considered one of the most...




The Soul of an Astronomer: Women of Spirit

Astronomy, the study of celestial objects and phenomena, has fascinated human beings for centuries. It has allowed us to explore the vastness of the universe and...



The Military Origins Of The Republic 1763-1789

When we think about the birth of the United States, it is often images of the Founding Fathers, the Declaration of Independence, and the Revolutionary War that come to...



RPO System for 10 and 11 Personnel: Durell Fain

When it comes to offensive strategies in football, one name that stands out is Durell Fain. Fain is renowned for his innovative and successful RPO...



Madness: The Ten Most Memorable NCAA Basketball Finals

College basketball fans eagerly await the annual NCAA Basketball Tournament, lovingly referred to as "March Madness," where the best teams compete for dominance on the court...