

# Learn to Draw for Kids Step by Step: Unleash Creativity and Imagination!

Are you looking for an exciting way to introduce your child to the world of art? Learning to draw is not only a fun-filled activity but also a fantastic way to enhance your kid's cognitive development, fine motor skills, and creativity. With step-by-step guidance and a little practice, your child can unlock their artistic potential and explore a whole new world of imagination!

As parents, we are always looking for activities that not only entertain but also educate our children. Drawing is a perfect blend of both. It helps kids express themselves, develop hand-eye coordination, and improve their focus and concentration. Moreover, it boosts their self-confidence and allows them to communicate visually.

## Why is it Important for Kids to Learn to Draw?

Drawing plays a crucial role in a child's overall development. It encourages them to think creatively, problem-solve, and think critically. Here are a few reasons why learning to draw is essential:



## Learn to Draw for Kids Step by Step: cute animals to reproduce and color - colorful drawing book for children and beginners - original gift

by Roseanne Montillo([Print Replica] Kindle Edition)

★★★★☆ 4.1 out of 5

Language : English

File size : 2875 KB

Screen Reader: Supported

Print length : 33 pages

Lending : Enabled



## **1. Express Emotions and Feelings:**

Drawing provides a platform for kids to express their emotions and feelings. Whether they are happy, sad, or angry, they can convey their innermost thoughts through their artwork. It acts as a therapeutic outlet and helps them develop emotional intelligence.

## **2. Enhance Fine Motor Skills:**

When children hold a pencil or a crayon to draw, they are refining their fine motor skills. The controlled movements required in drawing help in hand-eye coordination, muscle development, and dexterity. These skills are crucial for various activities, such as writing, tying shoes, and playing musical instruments.

## **3. Boost Creativity and Imagination:**

Learning to draw allows children to unleash their creativity and let their imaginations run wild. It helps them think outside the box, visualize concepts, and come up with innovative ideas. Drawing also nurtures originality and independent thinking.

## **4. Develop Focus and Concentration:**

Drawing requires concentration and focus. When kids are engrossed in creating their masterpiece, they learn to block out distractions and stay in the present moment. This skill translates into other areas of their lives, such as studying or completing tasks with attention and dedication.

## **Step-by-Step Guide to Help Kids Learn to Draw**

Introducing drawing to your kids is an enjoyable and interactive process. Follow these step-by-step guidelines to make the learning experience as fun as possible:

### **1. Start with Basic Shapes:**

Begin by teaching your child how to draw basic shapes such as circles, squares, and triangles. These shapes serve as building blocks for more complex drawings.

### **2. Gradually Introduce Lines and Curves:**

Once your child is comfortable with shapes, help them practice drawing lines and curves. Teach them different types of lines, such as straight, wavy, and zigzag. Encourage them to experiment with curves of various sizes and directions.

### **3. Draw Step-by-Step Objects:**

Guide your child through the process of drawing objects step by step. Begin with simple objects like flowers, fruits, or animals. Break down each drawing into easy-to-follow steps, allowing your child to gain confidence as they progress.

### **4. Encourage Free Expression:**

While step-by-step drawing is valuable, it is essential to give children the freedom to express themselves. Encourage them to create their unique drawings, experiment with colors, and imagine new concepts. Artistic freedom fosters self-expression and boosts their self-esteem.

### **5. Provide Constructive Feedback:**

As your child draws, provide constructive feedback to help them improve. Focus on praising their effort and guiding them to correct any mistakes or inconsistencies. Encourage them to keep practicing and exploring different styles and techniques.

## **Tips to Make Learning to Draw Fun!**

Learning to draw should be an enjoyable experience for your child. Here are some tips to make it fun and engaging:

### **1. Explore Different Drawing Materials:**

Experiment with different drawing materials like crayons, colored pencils, markers, and pastels. Let your child explore their preferences and have fun with various textures and colors.

### **2. Create a Drawing Space:**

Set up a dedicated drawing area for your child, complete with a drawing table or an easel, plenty of paper, and art supplies. Having a designated space encourages creativity and keeps all their drawing materials organized.

### **3. Incorporate Storytelling:**

Encourage your child to create stories around their drawings. Let their imagination guide them as they bring characters and scenes to life. This not only enhances their drawing skills but also strengthens their narrative and storytelling abilities.

### **4. Organize Drawing Challenges:**

Challenge your child to draw specific objects, animals, or scenes within a given time frame. This instills a sense of competitiveness and motivates them to think quickly and plan their drawings effectively.

### **5. Collaborate with Other Kids:**

Arrange playdates or drawing sessions with other kids who are also learning to draw. This promotes teamwork, social interaction, and the exchange of ideas. It

also makes the learning experience more enjoyable and engaging.

Learning to draw for kids step by step is not only about acquiring artistic skills, but also about fostering creativity, enhancing critical thinking, and boosting confidence. By providing your child with the necessary guidance and tools, you can witness their imagination unfold and their artistic talents flourish.

Remember, the key to learning to draw is practice, patience, and above all, making it a fun and enjoyable journey. So, grab some pencils, let your child's creativity soar, and embark on this artistic adventure together!



## Learn to Draw for Kids Step by Step: cute animals to reproduce and color - colorful drawing book for children and beginners - original gift

by Roseanne Montillo([Print Replica] Kindle Edition)

★★★★☆ 4.1 out of 5

Language : English

File size : 2875 KB

Screen Reader : Supported

Print length : 33 pages

Lending : Enabled

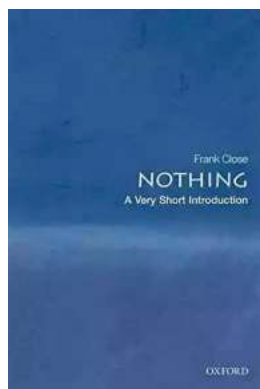


### A drawing book for children and beginners with cute animals to reproduce and color

- All pages are in colour.
- The child reproduces the drawing of the animal step by step, he can then colour it thanks to the colour model.
- Progressive difficulty, the book starts with basic and easy shapes.


□ For children from 5 years old and adults who want to start drawing.

A good gift idea!




## The Most Insightful and Liberating Experiences Found in Very Short Introductions

When it comes to expanding our knowledge and exploring new concepts, Very Short s (VSIs) have proven to be an invaluable resource. These compact books are packed with...




## Dax To The Max Imagination: Unlock the Power of Creativity!

Welcome to the world of Dax To The Max Imagination, where creativity knows no bounds! If you're looking to unlock your creative potential, dive into a realm...



## The Hidden Case of Ewan Forbes: Uncovering the Mystery Behind an Enigmatic Figure

Ewan Forbes: a name that sends shivers down the spine of those who have heard of him. Yet, despite the intrigue and the countless rumors...



## When Newport Beat New Zealand: A Historic Rugby Upset

The rivalry between Newport and New Zealand in the world of rugby is well known and deeply rooted in history. The All Blacks have long been considered one of the most...



## The Soul of an Astronomer: Women of Spirit

Astronomy, the study of celestial objects and phenomena, has fascinated human beings for centuries. It has allowed us to explore the vastness of the universe and...



## The Military Origins Of The Republic 1763-1789

When we think about the birth of the United States, it is often images of the Founding Fathers, the Declaration of Independence, and the Revolutionary War that come to...



## RPO System for 10 and 11 Personnel: Durell Fain

When it comes to offensive strategies in football, one name that stands out is Durell Fain. Fain is renowned for his innovative and successful RPO...



## Madness: The Ten Most Memorable NCAA Basketball Finals

College basketball fans eagerly await the annual NCAA Basketball Tournament, lovingly referred to as "March Madness," where the best teams compete for dominance on the court...