

# **Get Creative: Sew and Craft Amazing Projects with Fabric Strips, Squares, and Fat Quarters!**

Are you an avid crafter or a sewing enthusiast looking for exciting new projects to unleash your creativity? Look no further! We bring you an array of fun and innovative ideas to sew and craft using fabric strips, squares, and fat quarters. With these versatile materials, you can create stunning and unique items, from quilts and patchwork to accessories and home decorations.

## **1. Quilted Table Runner**



Elevate your dining experience with a beautifully quilted table runner. Cut fabric strips of various colors and patterns, arrange them in a visually pleasing way, and sew them together. Add batting and backing fabric, then quilt the layers together with decorative stitching. The result is a gorgeous table centerpiece that will impress your guests and add a touch of elegance to any meal.



## Precut Patchwork Party: Projects to Sew and Craft with Fabric Strips, Squares, and Fat Quarters

by Elaine Schmidt (Kindle Edition)

★★★★☆ 4.1 out of 5

Language : English

File size : 19384 KB

Text-to-Speech : Enabled

Screen Reader : Supported

Enhanced typesetting : Enabled

Print length : 35 pages



## 2. Patchwork Tote Bag



Combine fabric squares and fat quarters to create a stylish patchwork tote bag. Mix and match different prints and textures, and sew them together to form the bag's outer layer. Add a lining, handles, and pockets to make it functional and fashionable. This versatile accessory will not only carry your belongings but also showcase your personal style and creativity wherever you go.

### **3. Fabric Strip Bracelets**





Turn fabric strips into trendy bracelets that complement any outfit. Braid or twist the strips together and secure the ends with a knot or a button. You can even add beads or small embellishments for extra charm. These fabric strip bracelets are quick, easy, and a great way to use up leftover fabric scraps.

#### **4. Quilted Coasters**



Protect your furniture in style with quilted coasters made from fabric squares. Cut squares of fabric and batting, layer them together, and quilt them with simple or intricate designs. Use different fabrics for each coaster or create a matching set. These coasters not only serve a practical purpose but also add a personalized touch to your home decor.

## 5. Fabric Strip Headband





Create a fashionable headband using fabric strips twisted or braided together. Choose fabric that matches your style or complements your outfit. Add elastic at the back for a comfortable fit. This fabric strip headband is a simple and stylish accessory that will make you stand out from the crowd.

## **6. Patchwork Pillow Covers**



Add a touch of coziness to your living space with patchwork pillow covers. Cut fabric squares or fat quarters in various sizes and sew them together to create a unique patchwork design. Use different textures, colors, and patterns to match your decor. These pillow covers will instantly transform your space and make it more inviting.

## **7. Fabric Strip Quilt**





Unleash your creativity by sewing a fabric strip quilt. Cut fabric strips in different widths and lengths, and sew them together to form rows or blocks. Arrange the rows or blocks to create a striking pattern, and stitch them all together with batting and backing fabric. Quilting can be a time-consuming project, but the end result is a beautiful and warm quilt that you can cherish for years.

## **8. Fabric Strip Wreath**



Add a touch of charm to your front door or wall with a fabric strip wreath. Cut fabric strips in varying lengths and tie them around a wreath form or a sturdy hoop. Use different colors and patterns to create a visually appealing wreath that welcomes guests and showcases your creativity. This project is not only fun but also a great way to use up fabric scraps.


## **9. Fabric Strip Keychains**



Add a personal touch to your keys with fabric strip keychains. Cut fabric strips to your desired length and width, fold them in half, and sew the edges together. Attach a keychain ring, and you have a unique and stylish accessory that will make finding your keys a breeze.

## 10. Fat Quarter Wall Art





Turn fat quarters into stunning wall art. Stretch fabric tightly over a canvas or a wooden frame, securing it at the back. Use multiple fat quarters to create a collage effect or go for a single, bold print. Hang the fabric wall art in any room to add an artistic and personalized touch to your space.

With fabric strips, squares, and fat quarters, the possibilities are endless. Let your imagination run wild and explore new sewing and crafting projects. Whether

you're a beginner or an experienced crafter, these ideas will inspire you to create unique and beautiful items that reflect your personal style and creativity. So grab your fabrics and get ready to sew and craft your way to a world of endless possibilities!



## Precut Patchwork Party: Projects to Sew and Craft with Fabric Strips, Squares, and Fat Quarters

by Elaine Schmidt (Kindle Edition)

★★★★☆ 4.1 out of 5

Language : English

File size : 19384 KB

Text-to-Speech : Enabled


Screen Reader : Supported

Enhanced typesetting : Enabled

Print length : 35 pages



Precut Patchwork Party is full of soft craft and simple sewing projects that will appeal to both beginners and experienced crafters. While incorporating precut fabric patches and strips of all sizes, this extensive book includes instructions for using fabric die-cutting machines to cut patches of any dimension and shape. The fresh and colorful projects show many creative ways to use precuts beyond traditional quilt-making, ranging from home décor items to wearables, accessories, and gifts.




## The Most Insightful and Liberating Experiences Found in Very Short Introductions

When it comes to expanding our knowledge and exploring new concepts, Very Short Introductions (VSIs) have proven to be an invaluable resource. These compact books are packed with...




## Dax To The Max Imagination: Unlock the Power of Creativity!

Welcome to the world of Dax To The Max Imagination, where creativity knows no bounds! If you're looking to unlock your creative potential, dive into a realm...



## The Hidden Case of Ewan Forbes: Uncovering the Mystery Behind an Enigmatic Figure

Ewan Forbes: a name that sends shivers down the spine of those who have heard of him. Yet, despite the intrigue and the countless rumors...



## When Newport Beat New Zealand: A Historic Rugby Upset

The rivalry between Newport and New Zealand in the world of rugby is well known and deeply rooted in history. The All Blacks have long been considered one of the most...





## The Soul of an Astronomer: Women of Spirit

Astronomy, the study of celestial objects and phenomena, has fascinated human beings for centuries. It has allowed us to explore the vastness of the universe and...




## The Military Origins Of The Republic 1763-1789

When we think about the birth of the United States, it is often images of the Founding Fathers, the Declaration of Independence, and the Revolutionary War that come to...



## RPO System for 10 and 11 Personnel: Durell Fain

When it comes to offensive strategies in football, one name that stands out is Durell Fain. Fain is renowned for his innovative and successful RPO...



## Madness: The Ten Most Memorable NCAA Basketball Finals

College basketball fans eagerly await the annual NCAA Basketball Tournament, lovingly referred to as "March Madness," where the best teams compete for dominance on the court...