


Clay Step Handicrafts For Kids: Unleashing Creativity

Are you looking for a fun and creative activity to keep your kids engaged? Clay step handicrafts are the perfect solution! Crafting with clay not only allows kids to express their creativity but also enhances their fine motor skills, imagination, and concentration. In this article, we will explore various clay step handicrafts that your kids will enjoy making and showcasing their artistic skills.

Clay, a versatile material, provides endless possibilities for creating beautiful and unique handicrafts. Its malleability and texture make it easy for kids to shape and mold into various forms. From simple shapes like flowers and animals to complex structures like buildings and vehicles, clay allows children to bring their imaginations to life. It is also a great medium to introduce them to basic art techniques, such as sculpting, carving, and painting.

Let's dive into the world of clay handicrafts and discover some exciting projects for your little ones. Get ready for a fun-filled journey of creativity and imagination!



Clay: 5-Step Handicrafts for Kids

by Prabhakant Sinha(Kindle Edition)

★★★★☆ 4.6 out of 5

Language : English

File size : 8894 KB

Screen Reader : Supported

Print length : 16 pages

Paperback : 50 pages

Item Weight : 6.4 ounces

Dimensions : 8.5 x 0.13 x 11 inches



The Benefits of Clay Handicrafts for Kids

Engaging in clay handicrafts offers numerous benefits for children of all ages. Here are a few reasons why you should encourage your kids to explore the world of clay:

- **Creativity:** Working with clay allows children to unleash their creativity and express themselves in a unique way. It encourages them to think outside the box and come up with innovative designs.
- **Fine Motor Skills:** Manipulating clay promotes the development of fine motor skills as kids learn to roll, pinch, and shape the clay. These activities improve their hand-eye coordination and finger strength.
- **Imagination:** Clay handicrafts provide an excellent platform for kids to exercise their imagination. They can create imaginary characters, fantastical creatures, or a whole new world using clay as their medium.
- **Concentration:** Working with clay requires focus and concentration, helping kids develop these essential skills. As they concentrate on the details of their creation, they learn patience and attention to detail.
- **Sensory Exploration:** Clay offers a tactile experience, allowing kids to explore different textures, shapes, and colors. It stimulates their senses and enhances their sensory development.

Exciting Clay Handicraft Ideas for Kids

Now that we understand the benefits, let's explore some fascinating clay projects your kids will love:

1. **Clay Animals:** Help your kids create adorable animal figurines using clay. From cute cats and dogs to wild lions and elephants, the possibilities are endless. Let them experiment with different shapes, sizes, and textures to bring their favorite animals to life.
2. **Clay Jewelry:** Encourage your kids to design and craft their own clay jewelry. They can make bracelets, necklaces, earrings, and rings using colorful clay beads or clay pendants decorated with their favorite patterns.
3. **Clay Pots:** Introduce your little ones to pottery by guiding them in creating clay pots. They can make tiny pots for their toy figurines or even larger pots for planting small flowers. Let them explore different techniques like coil pottery or pinch pots.
4. **Clay Fridge Magnets:** Help your kids make personalized clay fridge magnets. They can shape the clay into their initials, shapes, or their favorite cartoon characters. Once the clay dries, attach magnets to the back and let them display their masterpieces on the fridge.
5. **Clay Sculptures:** Encourage your kids to let their imagination run wild and create clay sculptures. They can sculpt their favorite superheroes, mythical creatures, or even abstract art pieces.


Materials and Tips for Clay Handicrafts

Working with clay requires a few essential materials and some helpful tips to ensure a successful and enjoyable experience:

- **Clay:** Choose air-drying clay or oven-bake clay depending on your project. Air-drying clay is more suitable for smaller, lightweight creations, while oven-bake clay is ideal for larger and sturdier structures.

- **Clay Tools:** Get a set of clay tools that include items such as rolling pins, sculpting tools, carving tools, and brushes to assist your child in shaping the clay and adding intricate details.
- **Work Area:** Designate a dedicated work area for clay activities. Cover the surface with a protective sheet or use a large tray to prevent clay from sticking to the table or floor.
- **Storage:** Store unused clay in airtight containers to prevent it from drying out. Separate different clay colors to maintain their integrity.
- **Drying and Painting:** Follow the instructions provided with the clay to ensure proper drying and hardening. Once the clay is dry, let your kids paint their creations using non-toxic acrylic or tempera paints.

Clay step handicrafts are a fantastic way to unleash your children's creativity and provide them with hours of fun. These projects not only keep them engaged but also promote their cognitive development, fine motor skills, and imaginative thinking. From clay animals and jewelry to pots and sculptures, there are endless possibilities to explore. So, gather the necessary materials, set up a dedicated workspace, and let your kids immerse themselves in the world of clay handicrafts. Watch as their imagination takes flight and their artistic talents bloom!



Clay: 5-Step Handicrafts for Kids

by Prabhakant Sinha(Kindle Edition)

★★★★☆ 4.6 out of 5

Language : English

File size : 8894 KB

Screen Reader : Supported

Print length : 16 pages


Paperback : 50 pages

Item Weight : 6.4 ounces

Dimensions : 8.5 x 0.13 x 11 inches



Find out how easy it is to make a wide range of clay objects using only the most commonly available materials and simplest techniques—no baking required! In 5 easy steps, children can make the air-dry clay models. These whimsical designs allow kids to get their hands messy modeling clay immediately, with rewarding results. Sculpt balls of colored clay into a friendly Martian, a funny cow, a jewel-like necklace, a pear jar, and other unusual objects. For children five years and older.



The Most Insightful and Liberating Experiences Found in Very Short Introductions

When it comes to expanding our knowledge and exploring new concepts, Very Short s (VSIs) have proven to be an invaluable resource. These compact books are packed with...



Dax To The Max Imagination: Unlock the Power of Creativity!

Welcome to the world of Dax To The Max Imagination, where creativity knows no bounds! If you're looking to unlock your creative potential, dive into a realm...



The Hidden Case of Ewan Forbes: Uncovering the Mystery Behind an Enigmatic Figure

Ewan Forbes: a name that sends shivers down the spine of those who have heard of him. Yet, despite the intrigue and the countless rumors...



When Newport Beat New Zealand: A Historic Rugby Upset

The rivalry between Newport and New Zealand in the world of rugby is well known and deeply rooted in history. The All Blacks have long been considered one of the most...



The Soul of an Astronomer: Women of Spirit

Astronomy, the study of celestial objects and phenomena, has fascinated human beings for centuries. It has allowed us to explore the vastness of the universe and...



The Military Origins Of The Republic 1763-1789

When we think about the birth of the United States, it is often images of the Founding Fathers, the Declaration of Independence, and the Revolutionary War that come to...



RPO System for 10 and 11 Personnel: Durrell Fain

When it comes to offensive strategies in football, one name that stands out is Durrell Fain. Fain is renowned for his innovative and successful RPO...



Madness: The Ten Most Memorable NCAA Basketball Finals

College basketball fans eagerly await the annual NCAA Basketball Tournament, lovingly referred to as "March Madness," where the best teams compete for dominance on the court...