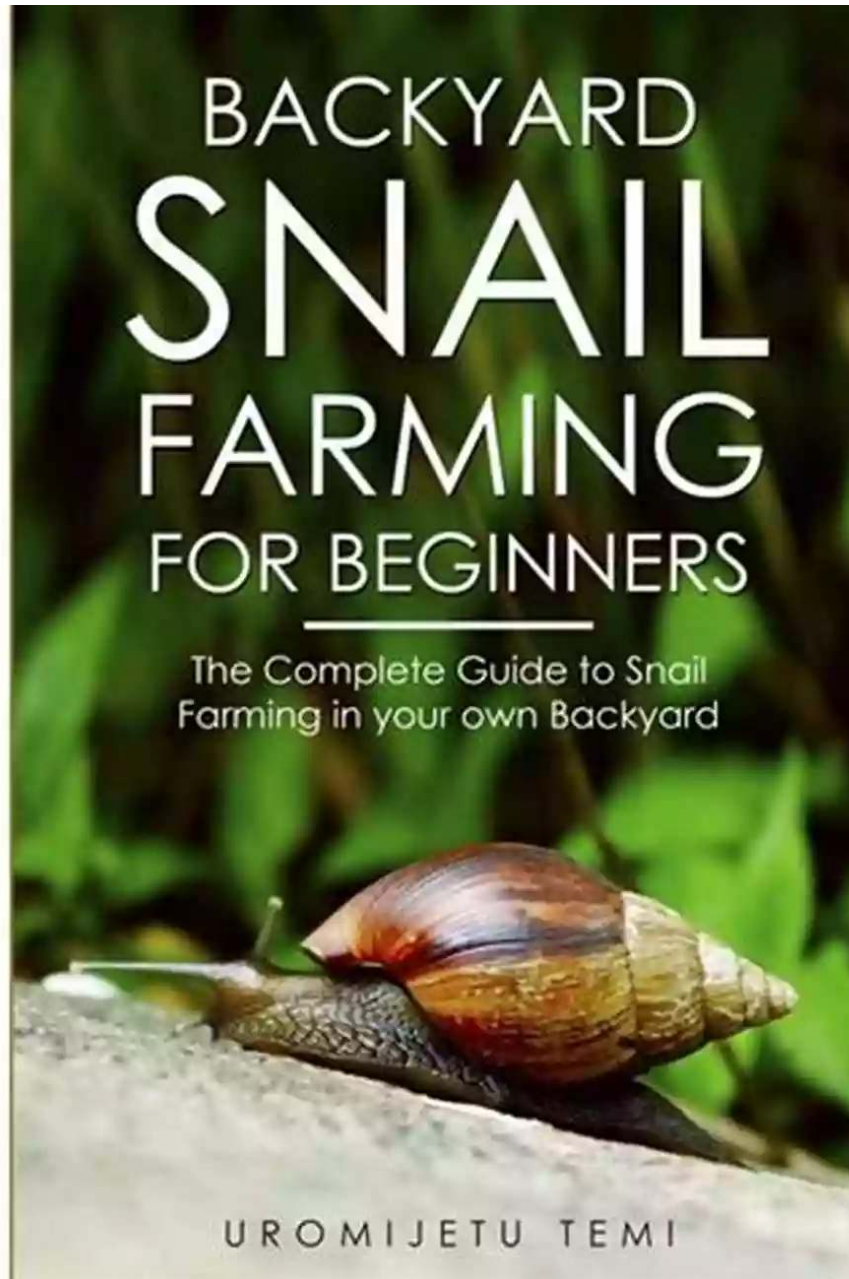



Backyard Snail Farming For Beginners: How to Start Your Own Snail Farm



Have you ever considered turning your backyard into a profitable venture? Backyard snail farming could be your answer! With minimal space required and low investment, snail farming offers an excellent opportunity for beginners to start their own successful agricultural business.

Why Snail Farming?

Snail farming, also known as heliciculture, has gained popularity due to its various benefits:



Backyard Snail Farming For Beginners : The Complete Guide to Snail Farming in your Own Backyard. Snail Farming Made Easy

by John Evelyn(Kindle Edition)

★★★★★ 5 out of 5

Language : English
File size : 1202 KB
Text-to-Speech : Enabled
Screen Reader : Supported
Enhanced typesetting : Enabled
Word Wise : Enabled
Print length : 43 pages
Lending : Enabled
X-Ray for textbooks : Enabled



- **Low Startup Cost:** Snail farming requires minimal investment, making it accessible to beginners.
- **Space Efficiency:** You only need a small area in your backyard to start farming snails, making it ideal for urban settings.
- **High Market Demand:** Snails are a delicacy in many cuisines worldwide, ensuring a consistent market demand and potential for profitability.
- **Low Maintenance:** Snails are relatively easy to care for, requiring less attention compared to other livestock.

- **Environmentally Friendly:** Snail farming has a low environmental impact, making it an eco-friendly agricultural option.

Choosing the Right Snail Species

The first step in starting your backyard snail farm is selecting the right species. While there are numerous snail species, some are more suitable for farming purposes. The most popular snail species for farming include:

The Helix Aspersa (Garden Snail)

This species is highly adaptable, easy to breed, and widely known for its delicious taste. It thrives in most climates and is an excellent choice for beginners.

The Achatina Fulica (Giant African Land Snail)

These snails are larger in size and can produce a higher yield. However, they require more attention and specific environmental conditions to thrive.

Setting Up Your Snail Farm

Once you've chosen the appropriate snail species, it's time to set up your snail farm. Here are the essential steps to get started:

1. Creating an Enclosure

You will need a secure and appropriate enclosure to house your snails. Consider using wooden boxes or building a small hutch with wire mesh to protect them from predators.

2. Ensuring Proper Ventilation

Proper ventilation is crucial for the health and well-being of your snails. Make sure the enclosure allows sufficient airflow while also keeping them protected

from extreme weather conditions.

3. Providing Adequate Moisture

Snails require a moist environment to thrive. Maintaining the right humidity levels inside the enclosure is essential for their growth and reproduction. You can use a shallow tray with water to maintain the moisture or mist the enclosure regularly.

4. Feeding and Nutrition

Snails have a vegetarian diet, primarily feeding on fresh fruits, vegetables, and leafy greens. Ensure a proper balance of nutrients in their diet to promote healthy growth.

Caring for Your Snails

Successful snail farming involves providing adequate care, ensuring the well-being and productivity of your snails. Here are some essential tips for caring for your snails:

1. Regularly Monitor and Clean the Enclosure

Check the enclosure daily for cleanliness and remove any waste or remains. Snails thrive in clean environments, so maintaining their living space is crucial.

2. Protect Against Predators

Snails are vulnerable to various predators like birds, rodents, and other small animals. Implement measures to protect your snails, such as installing mesh screens or using predator deterrents.

3. Regularly Water the Enclosure

As mentioned earlier, snails require a moist environment. Make sure to regularly water the enclosure to maintain the desired humidity levels.

4. Watch Out for Diseases

Snails can be affected by various diseases and parasites. Learn about common snail illnesses and take preventive measures to ensure the health of your snails. Consult with a veterinarian specializing in snail health if necessary.

Harvesting and Selling Your Snails

Once your snails reach maturity, usually between 6-9 months, it's time to harvest and sell them. Here's how you can do it:

1. Harvesting

Gently pick the snails from the enclosure, making sure to avoid harming them. Use a soft brush or a damp cloth to clean off any dirt or debris on their shells.

2. Preparing for Sale

Before selling, ensure your snails are in good condition and meet the desired size and weight standards. Keep them in well-ventilated containers or packaging suitable for transportation.

3. Selling Your Snails


Explore local markets, farmers' markets, restaurants, and gourmet food stores to sell your snails. Alternatively, you can establish an online presence and sell your snails through e-commerce platforms or social media.

Backyard snail farming offers an exciting opportunity for beginners to enter the agricultural world with a low investment and minimal space requirements. With the right species, proper care, and effective marketing strategies, you can turn

your backyard into a successful snail farming venture. Enjoy the benefits of a profitable business while contributing to sustainable and eco-friendly farming practices.

So, why wait? Start your journey into backyard snail farming and discover the rewards it can bring!

Keywords: Backyard Snail Farming For Beginners, snail farming, heliciculture, agricultural business, snail species, Helix Aspersa, Achatina Fulica, setting up snail farm, snail farm enclosure, snail care, snail health, harvesting snails, selling snails



Backyard Snail Farming For Beginners : The Complete Guide to Snail Farming in your Own Backyard. Snail Farming Made Easy

by John Evelyn(Kindle Edition)

★★★★★ 5 out of 5

Language : English
File size : 1202 KB
Text-to-Speech : Enabled
Screen Reader : Supported
Enhanced typesetting : Enabled
Word Wise : Enabled
Print length : 43 pages
Lending : Enabled
X-Ray for textbooks : Enabled




Snail Farming is a highly profitable business. The profit margin on snail farming is high, and it requires low capital investment. In the US, for example, snails can go for \$50 a pound or two dollars a snail. Similarly, in the UK, snail meat is a

delicacy amongst the African population, and prices can range from £1.5 to £2 per snail. Snails are easily exportable live, with a shelf life ranging from 2 to 6 months. Snail meat is high in protein and low in fat and is a recognized health food.


Backyard Snail Farming For Beginners provides you a complete guide to Snail farming in your own backyard.

- Snail farming can be started with a relatively low capital compared to other forms of animal farming.
- It is a high profit yielding farming venture if it is professionally managed.
- Managing a snail farm is less stressful and relatively easy compared to the other sort of animal farming.
- Snails are extremely easy to handle and control as they are slow-moving creatures.
- Small land space is enough to rear thousands of snails. Therefore, anyone can rear snails in their home garden.
- Snail droppings are odourless, and snails are silent creatures. Therefore, they do not cause any disturbance to the environment like other farm animals.
- The feed given to the snails is cheap and grows locally. Snail meat has a market value locally and internationally.
- Snail meat has a market value locally and internationally




The Most Insightful and Liberating Experiences Found in Very Short Introductions

When it comes to expanding our knowledge and exploring new concepts, Very Short s (VSIs) have proven to be an invaluable resource. These compact books are packed with...




Dax To The Max Imagination: Unlock the Power of Creativity!

Welcome to the world of Dax To The Max Imagination, where creativity knows no bounds! If you're looking to unlock your creative potential, dive into a realm...



The Hidden Case of Ewan Forbes: Uncovering the Mystery Behind an Enigmatic Figure

Ewan Forbes: a name that sends shivers down the spine of those who have heard of him. Yet, despite the intrigue and the countless rumors...



When Newport Beat New Zealand: A Historic Rugby Upset

The rivalry between Newport and New Zealand in the world of rugby is well known and deeply rooted in history. The All Blacks have long been considered one of the most...



The Soul of an Astronomer: Women of Spirit

Astronomy, the study of celestial objects and phenomena, has fascinated human beings for centuries. It has allowed us to explore the vastness of the universe and...



The Military Origins Of The Republic 1763-1789

When we think about the birth of the United States, it is often images of the Founding Fathers, the Declaration of Independence, and the Revolutionary War that come to...



RPO System for 10 and 11 Personnel: Durell Fain

When it comes to offensive strategies in football, one name that stands out is Durell Fain. Fain is renowned for his innovative and successful RPO...



Madness: The Ten Most Memorable NCAA Basketball Finals

College basketball fans eagerly await the annual NCAA Basketball Tournament, lovingly referred to as "March Madness," where the best teams compete for dominance on the court...