


A Step By Step Beginner's Guide to Mastering the Ukulele

Playing the ukulele is a fun and rewarding musical endeavor. Whether you're a complete beginner or have some experience with other instruments, this step by step guide will take you through the basics and help you become a proficient ukulele player.

1. Choosing the Right Ukulele

The first step in your journey is choosing the right ukulele for you. There are four main sizes: soprano, concert, tenor, and baritone. Take into consideration your body size and hand preference.





Ukulele for Kids - The Hal Leonard Ukulele Method: A Beginner's Guide with Step-by-Step Instruction for Ukulele

by Chad Johnson (Kindle Edition with Audio/Video)

★★★★☆ 4.7 out of 5

Language : English

File size : 23657 KB

Text-to-Speech: Enabled

Screen Reader: Supported

Word Wise : Enabled

Print length : 32 pages




The soprano is the most common size and is great for beginners. It produces a bright and lively sound. However, if you have larger hands, you might find a concert or tenor ukulele more comfortable to play.

2. Tuning Your Ukulele

Before you start playing, you need to learn how to tune your ukulele. Standard tuning for a soprano, concert, or tenor ukulele is G-C-E-A. You can use an electronic tuner, a tuner app on your smartphone, or a piano to tune your ukulele strings.

3. Basic Chords and Strumming Patterns

Now it's time to learn some basic chords. Start with the easiest ones: C, F, G, and Am. Practice transitioning between these chords until you can do it smoothly without any pauses. Along with chords, learn a few strumming patterns to add rhythm to your playing.



4. Playing Simple Songs

Once you have a few chords under your belt, it's time to play some simple songs. There are plenty of resources online where you can find beginner-friendly ukulele songs with chord charts and easy-to-follow tutorials.

5. Fingerstyle Techniques

As you progress on your ukulele journey, you might want to explore fingerstyle techniques. This involves plucking individual strings with your fingers. You can start with simple fingerpicking patterns and gradually increase the complexity of your playing.

6. Learning Music Theory

Understanding some music theory will greatly help you in your ukulele playing. Learn about scales, keys, and chord progressions. This knowledge will enable you to play songs by ear, create your own compositions, and improvise.

7. Playing with Others

Playing the ukulele with others is a fantastic way to improve your skills. Join ukulele groups or jam sessions in your area. By playing in a group, you'll sharpen your listening skills, learn new techniques, and have fun making music with like-minded individuals.

8. Online Resources


There is a wealth of online resources available for ukulele players. Websites, YouTube channels, and online communities provide tutorials, chord charts, tabs, and valuable advice. Take advantage of these resources to continue learning and growing as a ukulele player.

9. Never Stop Practicing

Like any instrument, the ukulele requires consistent practice to improve. Set aside regular practice sessions and dedicate time to developing your skills. The more you practice, the better you will become.

By following this step by step beginner's guide, you'll be well on your way to mastering the ukulele. Remember to be patient with yourself, enjoy the process,

and have fun playing your favorite songs on this delightful instrument.



Ukulele for Kids - The Hal Leonard Ukulele Method: A Beginner's Guide with Step-by-Step Instruction for Ukulele

by Chad Johnson (Kindle Edition with Audio/Video)

★★★★☆ 4.7 out of 5

Language : English

File size : 23657 KB

Text-to-Speech : Enabled

Screen Reader : Supported

Word Wise : Enabled

Print length : 32 pages



(Ukulele). Ukulele for Kids is a fun, easy course that teaches children to play ukulele faster than ever before. Popular songs such as "Yellow Submarine," "The Hokey Pokey," "This Land Is Your Land," "Rock Around the Clock," "You Are My Sunshine" and "Barbara Ann" keep kids motivated, and the clean, simple page layouts ensure their attention remains focused on one concept at a time. The method can be used in combination with a teacher or parent. The accompanying audio contains tracks for demonstration and play-along. Lessons include: selecting your uke; parts of the uke; holding the uke; hand position; reading music notation and counting; notes on the strings; C, F, C7, Am, G, B-flat, and Gm chords; strumming and picking; and more!



The Most Insightful and Liberating Experiences Found in Very Short Introductions

When it comes to expanding our knowledge and exploring new concepts, Very Short s (VSIs) have proven to be an invaluable resource. These compact books are packed with...



Dax To The Max Imagination: Unlock the Power of Creativity!

Welcome to the world of Dax To The Max Imagination, where creativity knows no bounds! If you're looking to unlock your creative potential, dive into a realm...



The Hidden Case of Ewan Forbes: Uncovering the Mystery Behind an Enigmatic Figure

Ewan Forbes: a name that sends shivers down the spine of those who have heard of him. Yet, despite the intrigue and the countless rumors...



When Newport Beat New Zealand: A Historic Rugby Upset

The rivalry between Newport and New Zealand in the world of rugby is well known and deeply rooted in history. The All Blacks have long been considered one of the most...



The Soul of an Astronomer: Women of Spirit

Astronomy, the study of celestial objects and phenomena, has fascinated human beings for centuries. It has allowed us to explore the vastness of the universe and...



The Military Origins Of The Republic 1763-1789

When we think about the birth of the United States, it is often images of the Founding Fathers, the Declaration of Independence, and the Revolutionary War that come to...



RPO System for 10 and 11 Personnel: Durell Fain

When it comes to offensive strategies in football, one name that stands out is Durell Fain. Fain is renowned for his innovative and successful RPO...



Madness: The Ten Most Memorable NCAA Basketball Finals

College basketball fans eagerly await the annual NCAA Basketball Tournament, lovingly referred to as "March Madness," where the best teams compete for dominance on the court...